

DRAWING NO.

C340TCSXX

REV

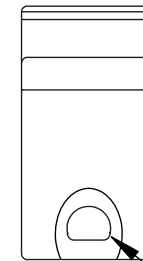
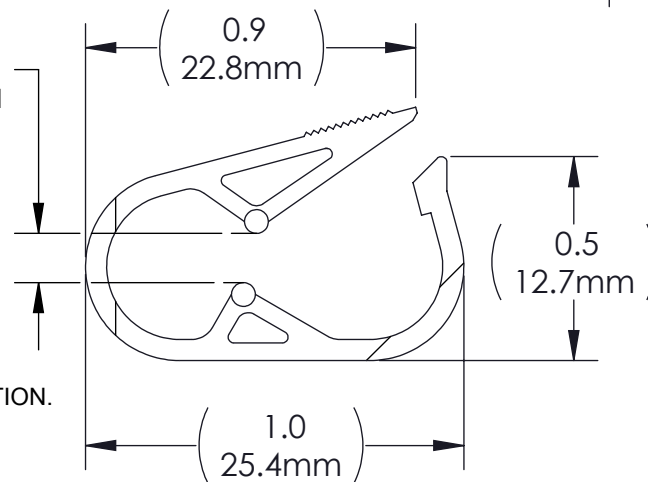
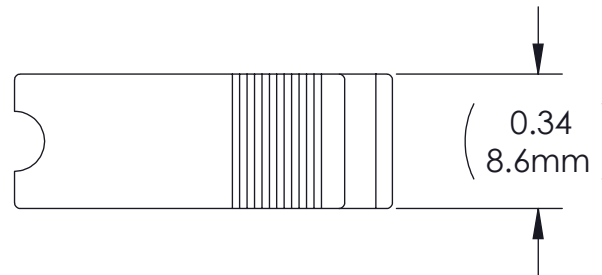
M

## Customer Drawing

## Revision History

REV	DESCRIPTION (ECO)	DATE	APPROVED
L	UPDATE TITLE TO READ TUBING CLAMP ECN 5018	11/21/11	AK
M	REMOVE SUFFIX G, ECO 5686	6/28/13	AK

$\textcircled{0.00 - .023}$   
(0.00 - 0.762mm)  
CLOSED POSITION



SEE NOTE 6.

## NOTES:

## 1. SUFFIX INDICATES:

FIRST SUFFIX      SECOND SUFFIX  
MATERIAL:          COLOR:

AGW: ABS            WHITE  
H : CELCON M270   NO SUFFIX - NATURAL

2. CRITICAL DIMENSIONS ARE CIRCLED AND SUBJECT TO INSPECTION.

3. DIMENSIONS IN PARENTHESES ARE FOR REFERENCE ONLY.

4. ALL DIMENSIONS ARE IN INCHES WITH NOMINAL DIMENSIONS IN MILLIMETERS BELOW.

5. PART MUST BE MADE ON MOLD #161 (32 CAV. ).

6. MAX TUBING DIA. ( 0.110" ).

7. HR TUBING CLAMPS ARE SINGLE PATIENT USE MEDICAL COMPONENTS INTENDED TO BE INCLUDED AS PART OF THE FINISHED DEVICE, I.E. IV ADMINISTRATION SETS. HR TUBING CLAMPS ARE MANUFACTURED TO HR SPECIFICATIONS, SOLD BULK, NON-STERILE TO OEMS. BECAUSE THE CONFIGURATIONS OF IV TUBING VARY DRAMATICALLY, HR CANNOT MAKE ANY PARTICULAR CLAIMS. CUSTOMERS MUST VALIDATE CLAMPS FOR THEIR INTENDED USE, ENSURING THAT THE CLAMPS EFFECTIVELY OCCLUDE THE INHERENT VARIATION OF THE PARTICULAR TUBING EMPLOYED BY THE CUSTOMER AGAINST THE CLOSED GAP RANGE PROVIDED ON HR'S SPECIFICATIONS. OEM MANUFACTURING PROCESSES (SUCH AS ASSEMBLY PROCESSES, PACKAGING AND STERILIZATION) CAN SIGNIFICANTLY ALTER THE CLAMPS' FUNCTIONALITY; THEREFORE, HR CANNOT GUARANTEE THE PERFORMANCE OF THE FINAL CONFIGURATION.

## QUALITY CRITERIA

O.D. FLASH 0.015 MAX. (0.4MM)

GATE VESTIGE 0.01 MAX. ( 0.3MM)

EMBEDDED PARTICLES, BUBBLES, SPOTS, STAINS: 0.3mm<sup>2</sup> MAX. NO MORE THAN 3 PER PART.

DRAWN BY	MS	DATE	03-13-91
APPROVED BY	JW	DATE	
MATERIAL	SEE NOTE		
FINISH			
UNLESS OTHERWISE SPECIFIED:	THIRD ANGLE PROJECTION		
DIMENSIONS ARE IN INCHES			
TOLERANCES:			
ANGULAR: ± 1°			
TWO PLACE DECIMAL ± .01			
THREE PLACE DECIMAL ± .005			



Halkey-Roberts

TITLE TUBING CLAMP, SMALL

SIZE A DRAWING NO. C340TCSXX REV M

SCALE 2:1 DO NOT SCALE DRAWING SHEET 1 OF 2

## MOLDED PARTS:

GATES, PARTING LINES, AND FLASH PER QUALITY CRITERIA

## PROPRIETARY AND CONFIDENTIAL

THE INFORMATION CONTAINED IN THIS DRAWING IS THE SOLE PROPERTY OF HALKEY-ROBERTS CORPORATION ST. PETERSBURG, FL. ANY REPRODUCTION IN PART OR AS A WHOLE WITHOUT THE WRITTEN PERMISSION OF HALKEY-ROBERTS CORPORATION IS PROHIBITED.